

MICRO CLEAN

IVD *In vitro* diagnostic medical device CE

Solution in spray bottle for rapid and efficient paraffin residue removal from work surfaces and instruments

INSTRUCTIONS FOR USE

REF Catalogue number: MC-OT-100

Introduction

During routine work in histopathology laboratory, excessive paraffin buildup on work tables and instruments is everyday occurrence, especially on tissue processors that use liquid paraffin, and on microtome that processes paraffin blocks. It is important to keep the laboratory clean and to regularly remove excessive paraffin. Solvents such as xylene or toluene are often used, but they are known for being extremely hazardous to health, while BioGnost's Micro Clean provides efficient alternative that is not harmful for people and environment. Micro Clean solution is packaged in a spray bottle that enables precise and simple use.

Product description

MICRO CLEAN – Solution in spray bottle for rapid and efficient paraffin residue removal from work surfaces and instruments

Recommended procedure:

1.	Apply Micro Clean solution on the unclean work surface and/or instruments that contain paraffin residuals.	
2.	Let Micro Clean act for a certain period of time.	1-30 minutes
	Note: Leave Micro Clean solution to act for a certain period of time depending on the amount of paraffin on the unclean surface - if the amount is small, a few minutes is sufficient; in case of larger amounts, let it act for 30 minutes.	
3.	Remove the melted paraffin using paper towel, cotton or cellulose wadding.	

Preparing the sample and diagnostics

Use only appropriate instruments for collecting and preparing the samples. Process the samples with modern technology and mark them clearly. Follow the manufacturer's instructions for handling. In order to avoid mistakes, the staining procedure and diagnostics should only be conducted by authorized and qualified personnel. Use only microscope according to standards of the medical diagnostic laboratory.

Safety at work and environmental protection

Handle the product in accordance with safety at work and environmental protection guidelines. Used solutions and out of date solutions should be disposed of as special waste in accordance with national guidelines. Chemicals used in this procedure could pose danger to human health. Tested tissue specimens are potentially infectious. Necessary safety measures for protecting human health should be taken in accordance with good laboratory practice. Act in accordance with signs and warnings notices printed on the product's label, as well as in BioGnost's material safety data sheet.











Storing, stability and expiry date

Keep Micro Clean in a tightly sealed original packaging at temperature of +15°C to +25°C. Do not keep in cold places, do not freeze and avoid exposing to direct sunlight. Date of manufacture and expiry date are printed on the product's label.

References

1. Carson, F. L., Hladik, C. (2009): *Histotechnology: A Self-Instructional Text*, 3rd ed., Chicago: ASCP Press.
2. Kiernan, J.A. (2008): *Histological and histochemical methods: Theory and Practice*, 4th ed., Bloxham, Scion Publishing Ltd.
3. Callis, G., Sterchi, D. (1998): Decalcification of bone: literature review and practical study of various decalcifying agents, methods and their effects on bone histology. *J. Histotechnol.* 21:49-58.

MC-OT-100, V2-EN2, 5 July 2019, AK/IŠP

 Refer to the supplied documentation	 Storage temperature range	 Number of tests in package	REF Product code	 European Conformity
 Refer to supplied instructions	 Keep away from heat and sunlight	 Valid until	LOT Lot number	 Manufacturer
IVD For <i>in vitro</i> diagnostic use only	 Keep in dry place	 Caution - fragile		

 BIOGNOST Ltd.
Medjugorska 59
10040 Zagreb
CROATIA
www.biognost.com

